

GREATER EASTSIDE

*third quarter 2018
market review*



a quarterly report on single family
residential real estate activity


Windermere
REAL ESTATE

LOCALINSEATTLE.COM

206.232.0446 | windermere Mercer Island.com

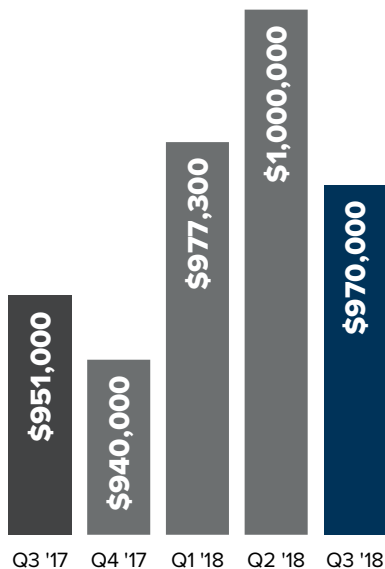
Q3 EASTSIDE

quarterly report



EASTSIDE SOUTH (S of I-90)

median price



one year trend

↑
2.0%

price per square foot

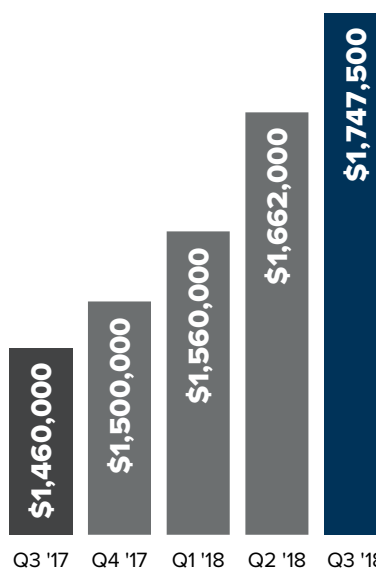
\$398

number sold

238

MERCER ISLAND

median price



one year trend

↑
19.7%

price per square foot

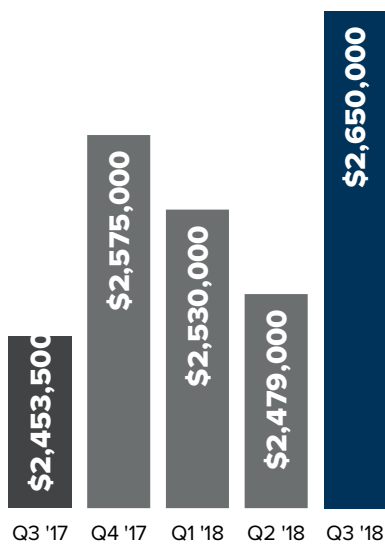
\$586

number sold

74

WEST BELLEVUE (W OF I-405)

median price



one year trend

↑
8.0%

price per square foot

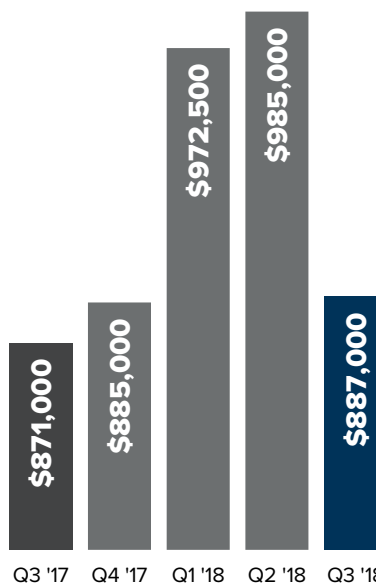
\$814

number sold

78

EAST BELLEVUE (E of I-405)

median price



one year trend

↑
1.8%

price per square foot

\$450

number sold

185

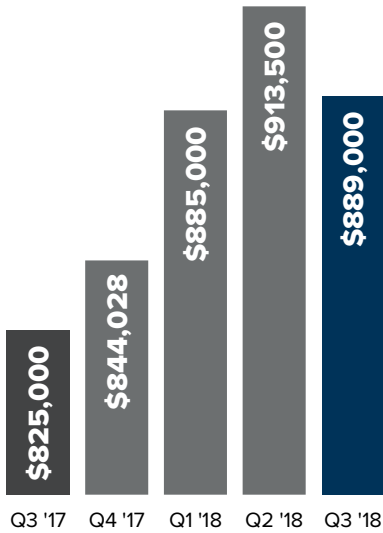
Q3 EASTSIDE

quarterly report



EAST OF LAKE SAMMAMISH

median price



one year trend

↑
7.8%

price per square foot


\$353

number sold

600

REDMOND

median price



one year trend

↑
12.2%

price per square foot

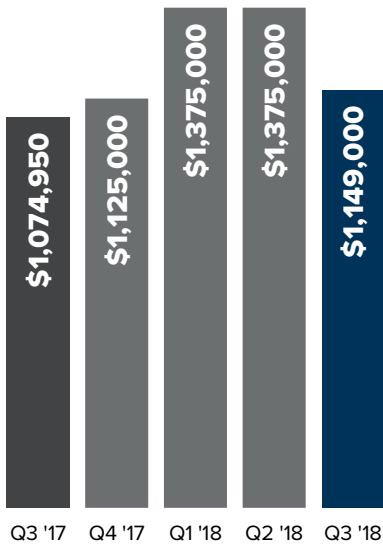
\$357

number sold

190

KIRKLAND

median price



one year trend

↑
6.9%

price per square foot

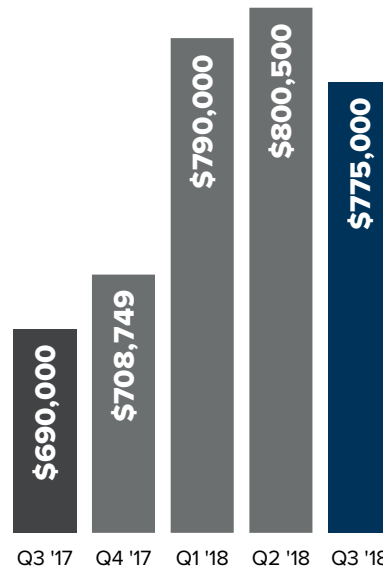
\$489

number sold

168

WOODINVILLE

median price



one year trend

↑
12.3%

price per square foot

\$344

number sold

531

A savvy way to search

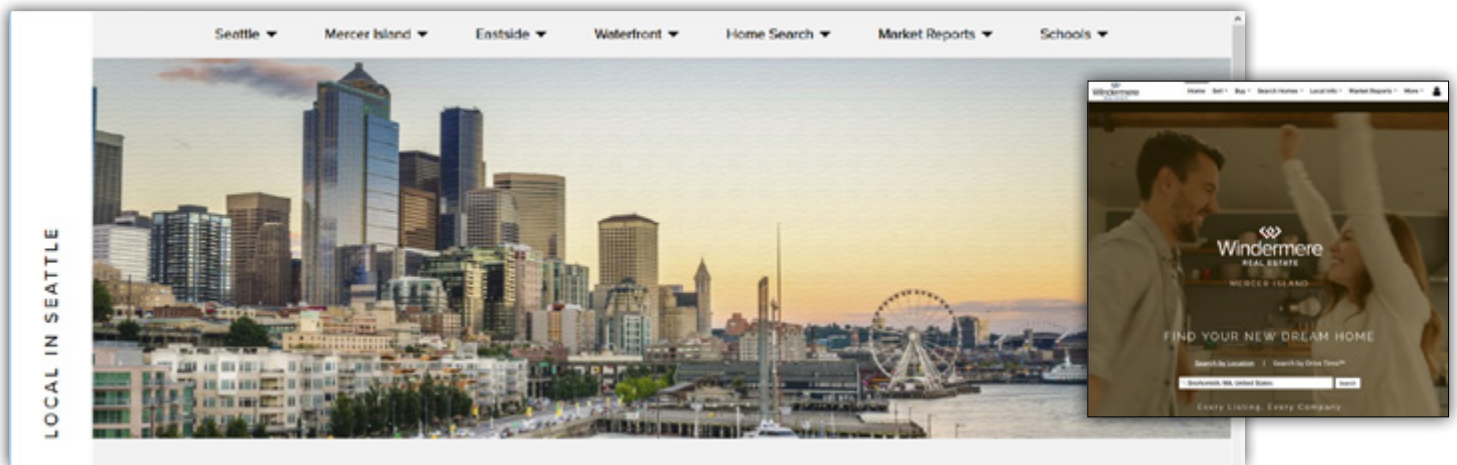
HOMES & STATS ONLINE



Looking for real-time information on today's real estate market? If so, your search is over!

We publish weekly residential and waterfront reports, along with monthly and quarterly overviews, to **LocalinSeattle.com**, providing a summary analysis of what's happening each week in 18 different residential and condo micro-markets throughout Seattle, Mercer Island and the Eastside.

In addition to statistical data, you'll find resources for researching homes and neighborhoods, community profiles, maps, links and school data. And, you can search for every property listed for sale—by any real estate company on **WindermereMI.com**.



©Windermere Real Estate/Mercer Island

How have these latest market trends affected **your** home's value?
Stay in the know—contact us any time for a complimentary home value analysis.



ROBYN KIMURA HSU
206.295.2247
robyn@windermere.com

RACHEL SCHINDLER
206.250.5622
rachel@windermere.com

ROBYN
+
RACHEL

www.RobynAndRachel.com