

# CONDO REPORT

Q2 2018 | *greater seattle-eastside*



a quarterly report on condominium  
real estate activity

  
**Windermere**  
REAL ESTATE

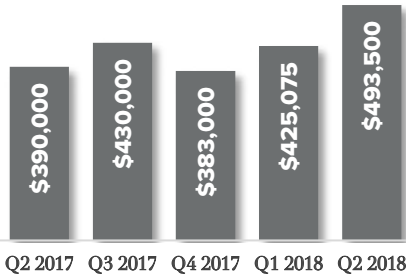
THEMARKETTALKS.COM

206.232.0446 | [windermere.com/mercerisland](http://windermere.com/mercerisland)

# Q2 EASTSIDE CONDO *quarter in review*

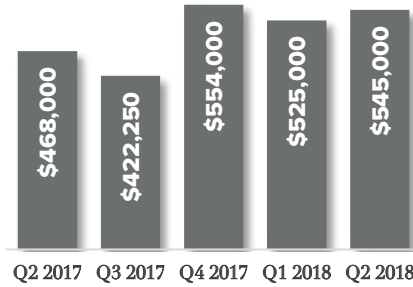
## SOUTH BELLEVUE

↑ 26.5%



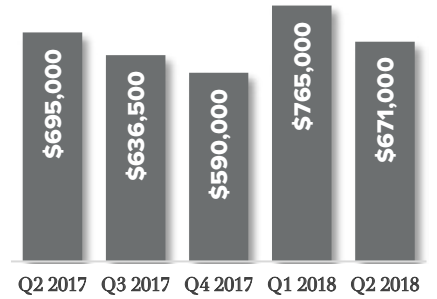
## MERCER ISLAND

↑ 16.5%



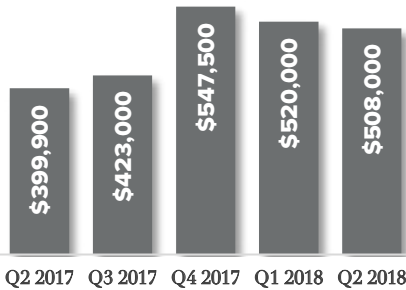
## WEST BELLEVUE

↓ -3.5%



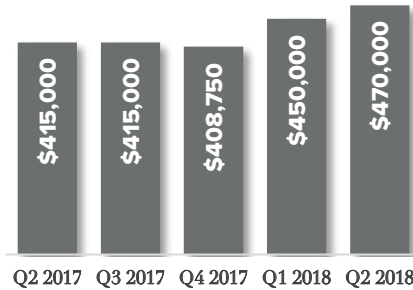
## EAST BELLEVUE

↑ 27.0%



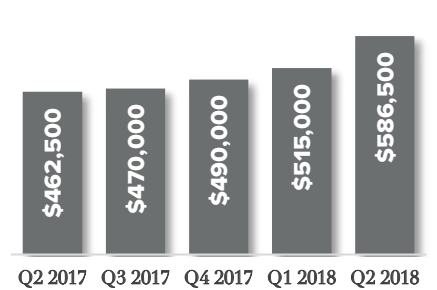
## EAST LK SAMMAMISH

↑ 13.3%



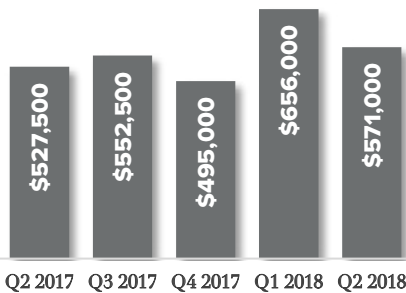
## REDMOND

↑ 26.8%



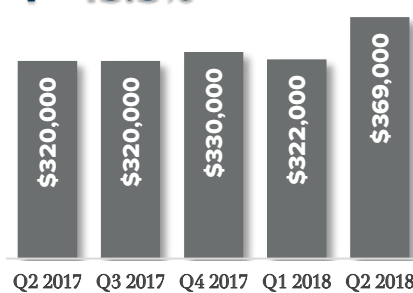
## KIRKLAND

↑ 8.2%



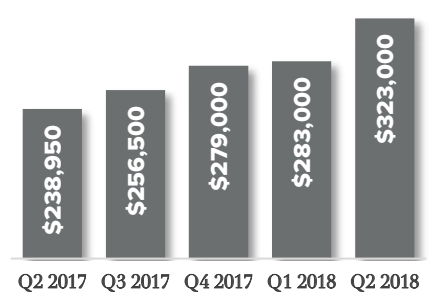
## WOODINVILLE JUANITA-DUVALL

↑ 15.3%



## LAKE FOREST PARK

↓ 35.2%



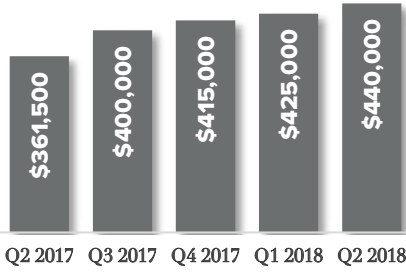
One year trend (quarter over quarter change) shown as a percentage.



# Q2 SEATTLE CONDO *quarter in review*

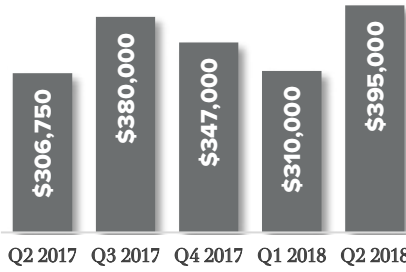
## WEST SEATTLE

↑ 21.7%



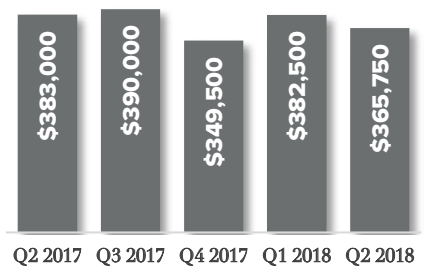
## LECSHI & MT BAKER

↑ 28.8%



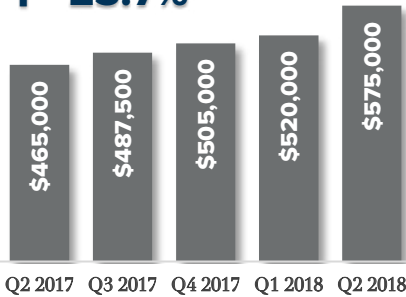
## SODO & BEACON HILL

↓ -4.5%



## CAPITOL HILL MADISON PARK

↑ 23.7%



## QUEEN ANNE MAGNOLIA

↑ 29.1%



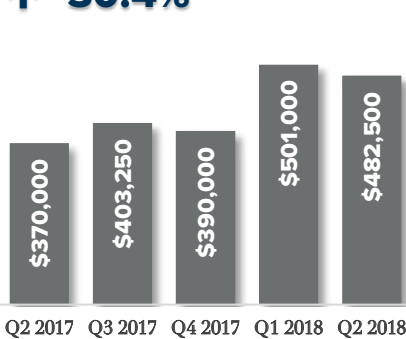
## DOWNTOWN SEATTLE BELLTOWN

↑ 20.4%



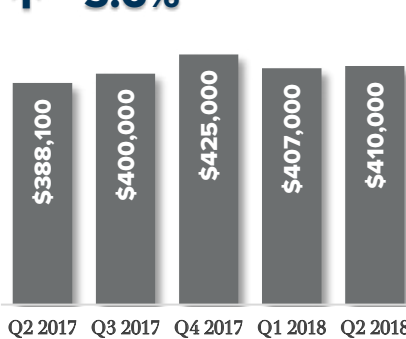
## BALLARD-GREENLAKE

↑ 30.4%



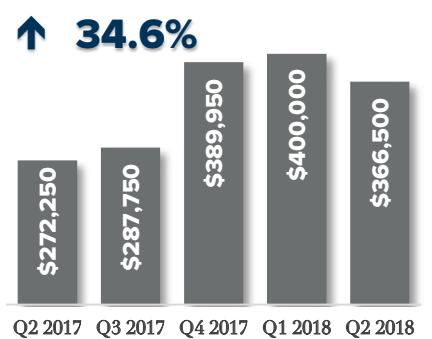
## NORTH SEATTLE

↑ 5.6%



## RICHMOND BEACH SHORELINE

↑ 34.6%



One year trend (quarter over quarter change) shown as a percentage.



Wait there's more!  
HOMES & STATS ONLINE



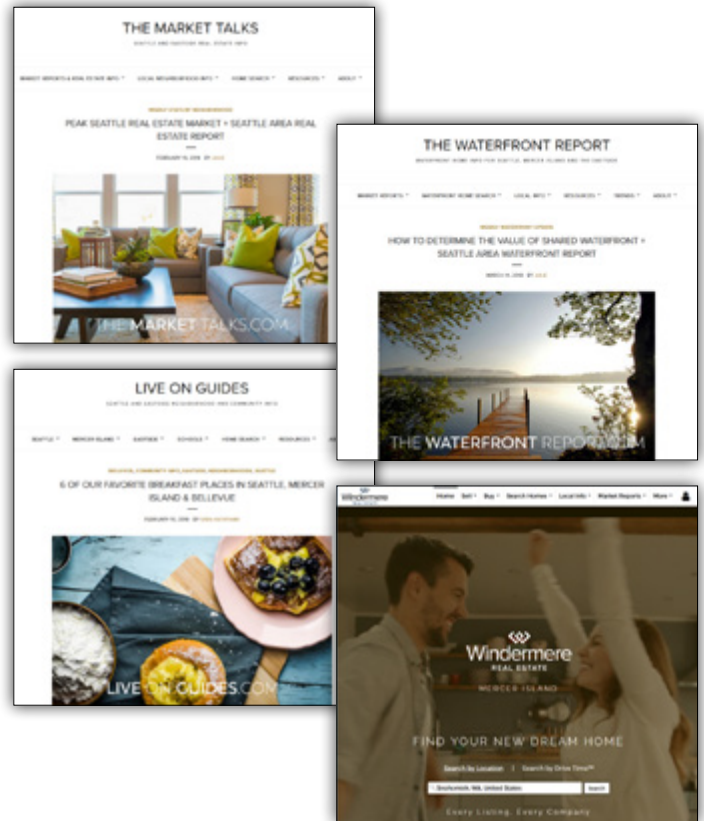
While having a historical perspective like this review is valuable, you may be looking for real-time information on today's real estate market. If so, your search is over!

We publish weekly reports to **TheMarketTalks.com**, providing a summary analysis of what's happening in 16 different micro-markets, including Mercer Island.

Interested in what's happening with waterfront properties? We are too! That's why we analyze waterfront sales each month and post results at **TheWaterfrontReport.com**.

Easily compare neighborhoods on **LiveOnGuides.com** with local info including maps, links and school data.

You can search for every property listed for sale—by any real estate company—on **WindermereMercerIsland.com**.



©Windermere Real Estate/Mercer Island

How have these latest market trends affected **your** home's value?  
Stay in the know—contact us any time for a complimentary home value analysis.



ROBYN KIMURA HSU  
206.295.2247  
robyn@windermere.com

RACHEL SCHINDLER  
206.250.5622  
rachel@windermere.com

ROBYN  
+  
RACHEL

www.RobynAndRachel.com